

IMPORTANT! SAFETY INSTRUCTIONS:



READ THIS MANUAL BEFORE USING THIS APPLIANCE.



WARNING! READ ALL SAFETY WARNINGS AND INSTRUCTIONS FAILURE TO FOLLOW THE WARNINGS AND INSTRUCTIONS LISTED BELOW MAY RESULT IN ELECTRIC SHOCK, FIRE AND/OR INJURY

- The intended use of this appliance is explained in this manual. The use of accessories other than those recommended in this manual may present a risk of personal injury.
- Always check the mains voltage corresponds to the voltage on the rating plate.
- This appliance can be used by children aged from 8 years and above and persons with reduced physical, sensory or mental capabilities or lack of experience and knowledge if they have been given supervision or instruction concerning use of the appliance in a safe way and understand the hazards involved. Children shall not play with the appliance. Cleaning and user maintenance shall not be made by children.
- Children must not use this appliance. This is not a toy.
- Keep the appliance and its cord out of reach of children.
- This appliance is not intended to be operated by means of an external timer or separate remote-control system.
- Metallic objects such as knives, forks, spoons and lids should not be placed on the hotplate since they can get hot.
- Check that the mains voltage corresponds with the rating of the appliance before operating.
- Do not touch hot surfaces only use handles or dials
- To protect against electric shock ,do not immerse cords, plugs appliances in water or any other liquid.
- Do not leave any appliance unattended while it is operating.
- Unplug from outlet when not in use or before cleaning, allow to cool before removing any parts.
- Do not operate the appliance with a damaged cord or plug. If the supply cord of appliance is damaged, it should be replaced by a suitably qualified person, or disposed of responsibly.
- Do not use outdoors.

- Do not let the cord hang over the edge of a table or counter or let it come into contact with any hot surfaces.
- To disconnect remove the plug from the MAINS outlet. Do not pull plug out by the cord.
- Do not use this product for anything other than its intended use.
- This appliance is not intended to be operated by means of an external timer or separate remote-control system.
- This appliance is for household use only.
- No liability can be accepted for any damage caused by non-compliance with these instructions or any other improper use or mishandling.




HOW TO USE YOUR HOTPLATE

Before using your hot plate for the first time, turn the hot plate on the highest setting for 5 to 10 minutes to condition the protective coating. This should be the only time the hot plate is turned on without a cooking utensil on it

For the most efficient operation of your hot plate the cooking utensils used should have a solid base and be as even as possible and a diameter of approx 17 cm 1500w hot plate the base diameter of cooking utensils smaller than the diameter of the hotplate should not be used

Cooking utensils, regardless of their size should not project beyond the hot plate or intrude into the area of the controls

Utensils with convex, concave or uneven bottoms should not be used



OPERATION OF CONTROL

Turn the control dial clockwise, when the dial passes the three dots you will hear the thermostat click on then turn the control to the recommended position (in accordance with guidelines of the food you are preparing) to achieve the desired temperature.

IMPORTANT: When not in use always turn the controls anti-clockwise to the OFF position (small dot on the control dial) and disconnect from the power outlet.

NOTE: THE LAMP WILL GO OFF WHEN THE HOT PLATE REACHES THE SELECTED TEMPERATURE, AND WILL CYCLE ON AND OFF TO MAINTAIN THE TEMPERATURE.

FOR YOUR SAFETY

WHEN USING YOUR HOT PLATE, BASIC SAFETY PRECAUTIONS SHOULD ALWAYS BE FOLLOWED, INCLUDING THE FOLLOWING:

- . Never immerse the hotplate in water or any other liquid
- . Oil and fat being heated are not to be left unattended without adult supervision
- . Do not touch the surfaces or the hotplate when in operation ,as they get hot
- . The hot plate is designed only for the heating and cooking of food and must only be used with cooking utensils placed on it.
- . The hot plate must be turned off and disconnected from the power outlet when not in use
- . Cooking utensils, regardless of their size, should not project beyond the hot plate or intrude into the area of close proximity of the controls
- . It is dangerous to operate any electrical product with a damaged cord or plug.


HOW TO CARE FOR YOUR HOT PLATE

- . Disconnect the hot plate from the power outlet.
- . Do no immerse the hotplate in any liquid
- . Do not allow the cord to touch any hot surfaces of the hotplate
- . Clean the painted surface with a damp soft cloth and mild household cleaning powder
- . Baked on marks on the circular hot plate can be removed with a household cleaning powder, turn the unit on for a moment to dry after cleaning
- . Commercially available hot plate cleaners are recommended to preserve the natural finish of the hotplate

PLUG:

- 1.This appliance has been fitted with a BS UK compliant plug which should not be replaced or removed.
- 2.The plug is fitted with UK compliant fuse link which is suitable for this type of appliance and should only be replaced by a fuse link of the same rating.
- 3.If access to the fuse link is only possible by removing the plug cover this must only be done by a suitably qualified person.
- 4.If the plug or the mains cable of this appliance is damaged do not use and dispose of the appliance responsibly.
- 5.This appliance is earthed.

Information on Waste Disposal for Consumers of Electrical & Electronic Equipment

 This symbol indicates that this product should not be treated as normal household waste and it should be recycled. Please take it to your nearest collection facility or for further details contact your local council or visit www.recycle-more.co.uk.

Imported by Benross®



MADE IN P.R.C